

## Personal.xls is 'Read-Only' Problem

---

Fixing the Personal.xls warning

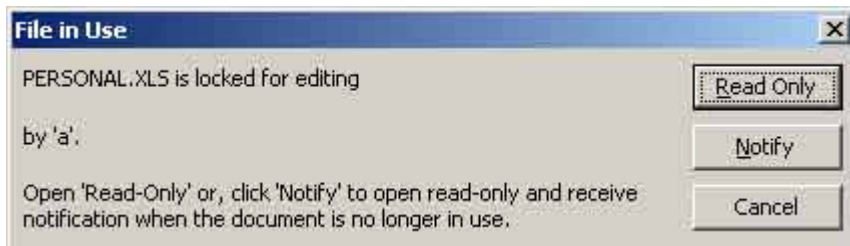
Note: This is the same as the file you can purchase except with the solution blanked out.

### Overview

This article describes how to get rid of the "PERSONAL.XLS is locked for editing" message that shows when Excel is opened.

### You-Got-A-Problem

The "PERSONAL.XLS is locked for editing" warn comes up



This can be a problem because it can pause a program that you want to automatically run. A typical application may be running a job each day after the stock market close to collect prices.

### We Got a Solution

1. Shut down all running copies of Excel
2. Fkkw asdf with wej dsfsdfas if asdfasdkke fasdsdffasd
3. Skk ii li sdfd-dskk
4. Open Excel and the message no longer exists

### Why it happens

The Personal.XLS is the location where Excel stores sdf dsdd sdfsdf asddd. Wsdd Excel sdfg asdf dssf sd sdfaf sdfs dfgdfdfgd dfdgd. If you start a second copy up of Excel, the file can't be opened except for dfgdg sdfgd sdfgd fgdg ksd fkg dfdkfddl.

## Steps Details

### **1. Shut down all running copies of Excel**

Activate all copies of Excel that are running and shut them down. Save your files before doing this. Press Alt+F4, to shut down Excel or

### **2. dfsd jfhasdjkd ds Personal.xls file**

Basdfasd sl ddd sdfsf sdfaf sddkdsdf by one of the following:

- asdfasd – asdfas -ksdkf

### **3. Skk il jj jjeue sldh**

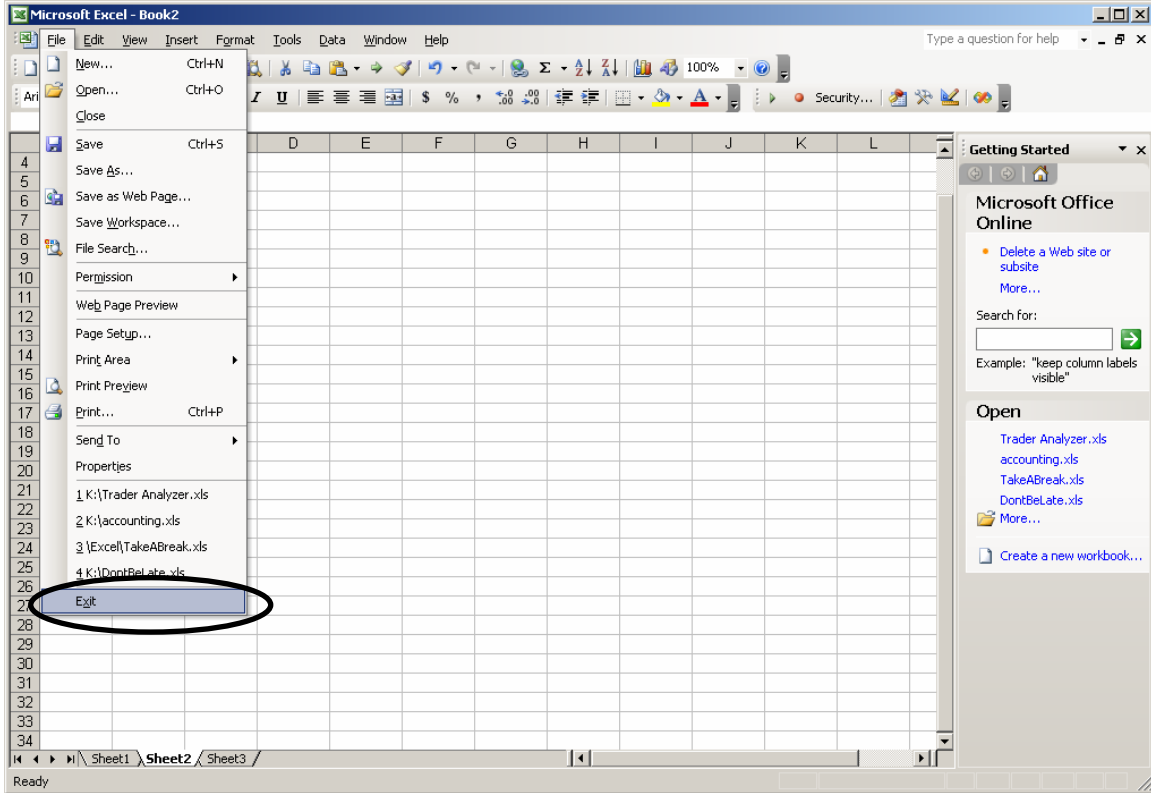
Rfsd sddksd fsdkd flsdfk kdhasdt asdkk ghhasdjg gkasd gkkasdhf dfsd if dkje dhskd fd the sd-dsfd ch

### **4. Open Excel and the message no longer exists**

Problem should now be gone.

## Steps with Pictures

### 1. Shutdown all running copies of Excel




Check the task bar to see if any Excels are running



Shut them all down.

### 2. dfsd jfhasdjk ds Personal.xls file

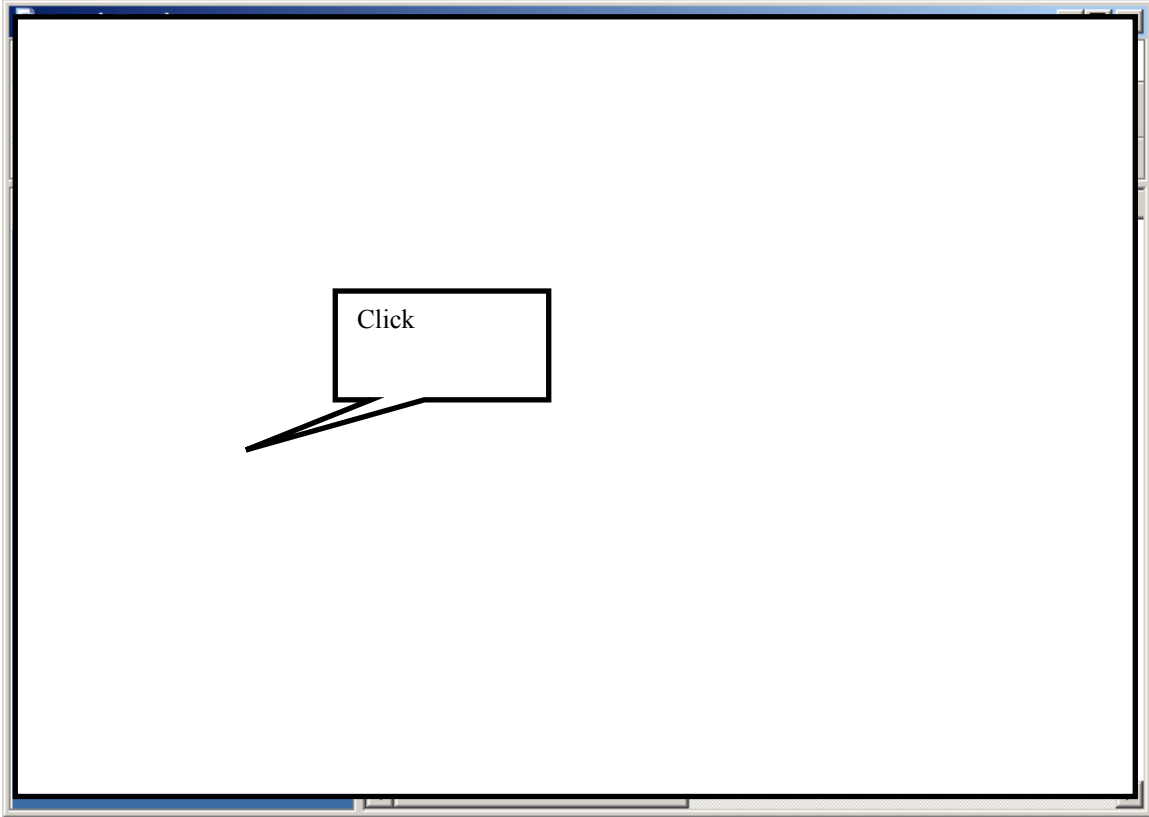
Bring up the "sdfsfs sdjfsjdf"



## Personal.xls is 'Read-Only' Problem

---

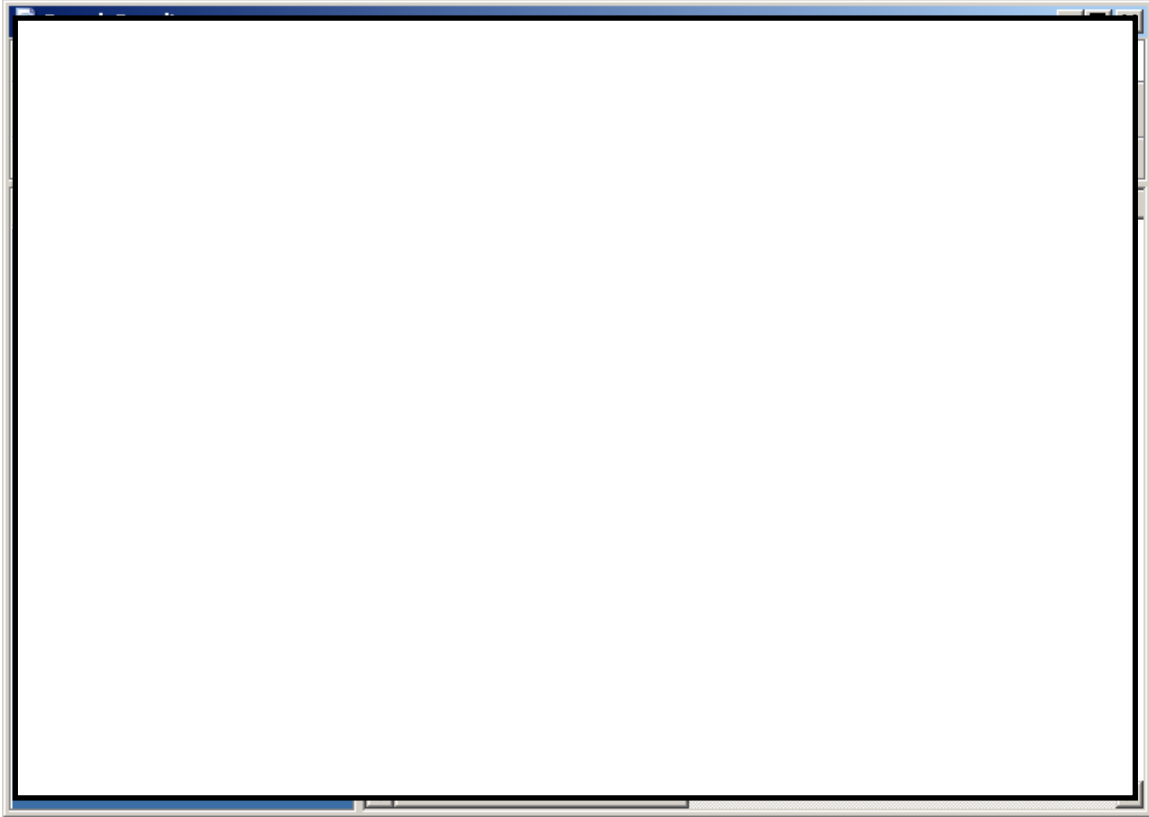
Select dfgdf sdfdfggn – dgdgfd asdfasf sdffsd “fasdf dsf df dfsdfsd” fsdds dsfsd dsfsd is displayed:



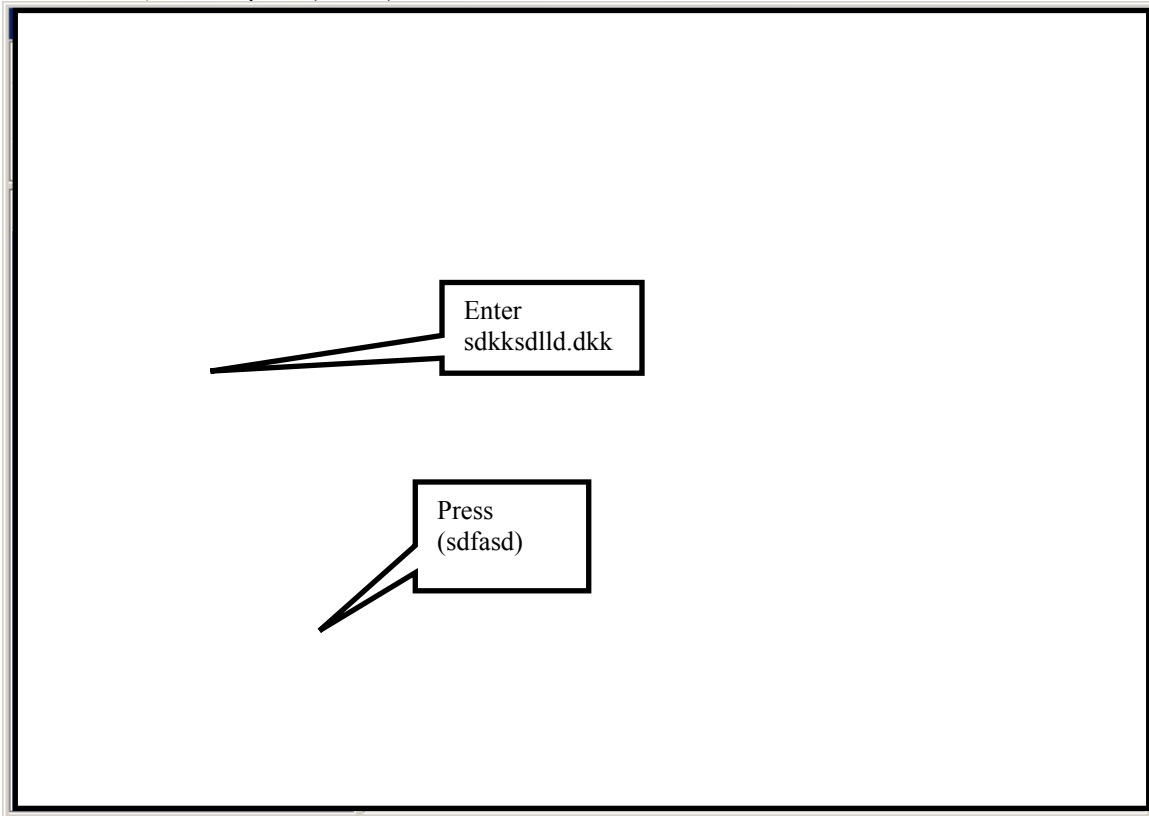
Click “Akj kdkjd skk kdjjfjh”skk fjf following will appear:

## Personal.xls is 'Read-Only' Problem

---



Enter sdkdkll;.sdd and press (dfdsfh)




## Personal.xls is 'Read-Only' Problem

---

. This could take a while, depending sk klf fklf kdf kkj dfk fjfd flld kkds dd.




The one in the dfkkdl; is the one causing problem. Right Click the file and select dfdslfld



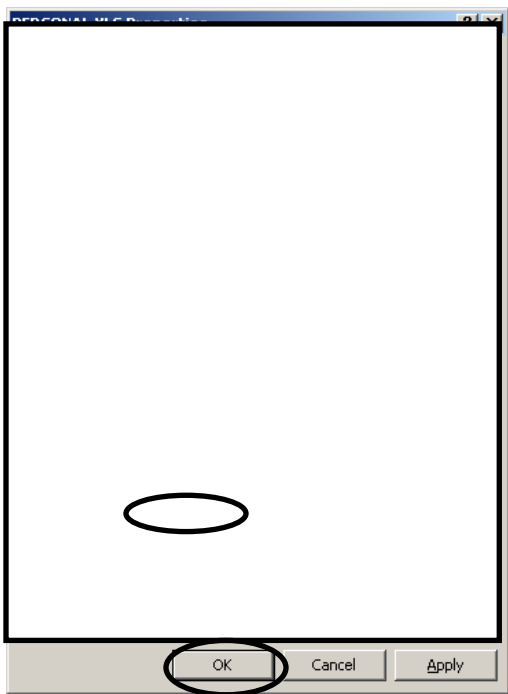
The following is displayed:

## Personal.xls is 'Read-Only' Problem

---



Click dfgd-sdfg and press (OK)



Start Excel .

Note that you will not be able to save macros in the Personal Workbook when it's set to Read only. If you save it to another file then you'll get the "Read Only" message for the New file.

## **About**

Thank you for purchasing this solution at You-Got-Problem.com If you need additional assistance, email us at [info@you-got-problem.com](mailto:info@you-got-problem.com)